





# Work Experience:

- What it is
- What it isn't
- Why do we do it?
- How do I sort it out?
- Essential details



# Work Experience:

- What it is
- What it isn't
- Why do we do it?
- How do I sort it out?
- Essential details

# Work Experience: What it is

- Opportunity to observe a job you're not (yet) qualified for
- Opportunity to see a working environment first-hand
- Opportunity to show commitment to a particular field





# Work Experience:

- What it is
- What it isn't
- Why do we do it?
- How do I sort it out?
- Essential details

# Work Experience: What it isn't

- Opportunity to have a week off school doing nothing
- Opportunity to see a familiar environment – do a job you're already or could already be doing
- Opportunity to be told what to do/get others to do the work for you
  - Paid






# Work Experience:


- What it is
- What it isn't
- Why do we do it?
- How do I sort it out?
- Essential details

# Work Experience: Why we do it

- Imagine you're a University Admissions Officer or an Employer – what would you be looking for?
  - Someone who has put some time into considering their career
  - Curiosity in a particular field
  - Commitment to a particular field
  - Someone who's put themselves out there – taken a risk
  - Someone who understands the rigours of a role, or who is prepared to learn about it
- 



# Work Experience: Why we do it

- Makes you stand out from the crowd – CV / Personal Statement
  - Gives you valuable experience – so you can talk about it
  - Shows you can be adaptable (not just a text-book learner)
  - Demonstrates an ability to work in a professional environment
  - Gives you a different view from just school
  - Could be essential for a role
  - Shows you what you don't want to do – more focussed
  - Shows you what you need to learn – life skills
- 



# Work Experience:

- What it is
- What it isn't
- Why do we do it?
- How do I sort it out?
- Essential details

# Work Experience: How do I sort it out?

- What? I have to sort it out?

Yes, you do! Because...

- It's what you'll have to do in the future




- It gives you ownership of the placement
- A great opportunity for you to see first hand that what you put in, you'll get out
- Allows you to understand the process of getting a job and that you are very likely to meet with some rejection: perseverance and resilience are important

# Work Experience: How do I sort it out?



➤ So, first of all you need to decide what you want to do



➤ Look up the names/addresses of 100s of companies you can realistically travel to and make a list



➤ Create a CV – you may have to tweak it for different placement opportunities

➤ Write a covering letter and send it off



# Work Experience: How do I sort it out?



Then sit back and wait. The offers will come flooding in

# Work Experience: How do I sort it out?




- Send out 100s of requests: friends, family, teachers, internet, neighbours, the Sixth Forum, emails from Sixth Form Team  
[Work experience opportunity highlight.pdf](#)  
[Springpod October Programmes.pdf - Google Drive](#)  
[About Us - In2scienceUK](#)
- Follow them up – email and phone call
- Widen your search
- Be flexible on the role you want
- Consider online work experience

# Work Experience: How do I sort it out?

➤ For those in specific roles:

- NHS – act VERY quickly
- Abroad:
- Cost
- During holidays
- Amazing experience
- Linguists is highly recommended



# Work Experience: How do I sort it out?

➤ What if I don't sort it?



➤ You will be in school

➤ You will have (silent) study







# Work Experience:

- What it is
- What it isn't
- Why do we do it?
- How do I sort it out?
- Essential details

# WEX: Essential Details

- Timetable will be collapsed week before May Half-Term: Monday 22<sup>nd</sup> – Friday 26<sup>th</sup> May
- Apply NOW, you're not the only students looking for WEX
- Fill in a form – so we can check the placement
- Pay £22 for checking service – parent pay
- Wait until it is approved, before you breathe a sigh of relief

# WEX: Essential Details

- Contact the placement provider a week before to remind them and sort out last minute details
- Ensure you know what to wear, how to get there, who you're meeting etc.
- Have lots of questions written down, so you don't forget
- Each night write down more questions, see if you can see new things. You will be observing a lot, so make the most of it and ASK QUESTIONS
  - Do what you are asked and be pro-active!

# WEX: Essential Details

- After the placement – thank the provider and ask for feedback
- Copy the Sixth Form Team in
- Reflect on your feedback.....
- Write down the best bits / what you've learnt from the experience



# Big Favour

- Please see me if you can help this evening with car parking!!